


2025 COMMUNITY HEALTH NEEDS ASSESSMENT



Memorial
Health Care Systems

COMMUNITY SERVED

Memorial Hospital is the sole Critical Access Hospital in Seward County, serving a county population of over 17,000 residents. Statistics shown regarding inpatient and outpatient visits show Memorial Hospital largely serves the community of Seward, Nebraska.

INPATIENT STATISTICS FOR 2024

NHA

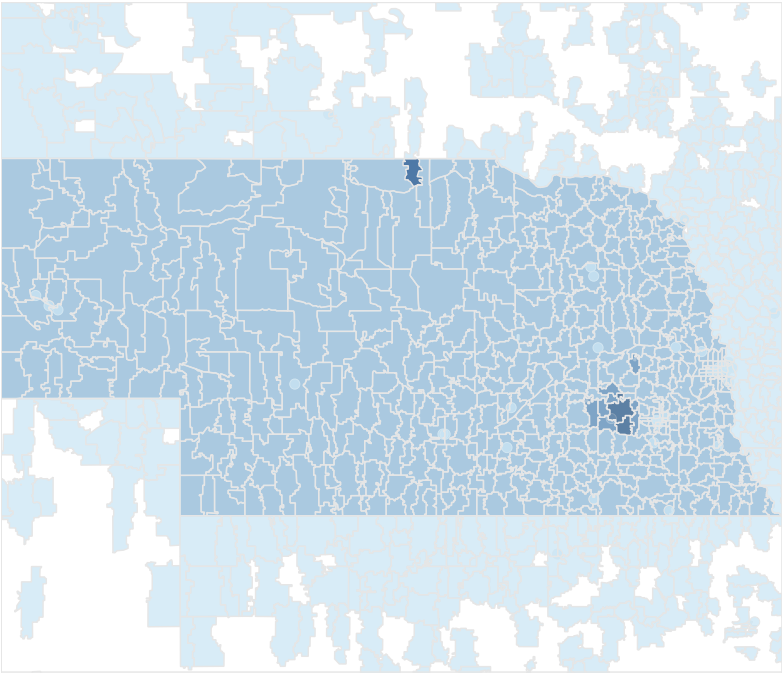
DATA

Primary and Secondary Markets for:

Memorial Health Care Systems

January 2024 - December 2024

Market Area of Selected Hospital



- Market Area
- Other
 - Primary
 - Secondary
- Data Includes:
- OB
 - Newborns
 - Skilled
 - Med Surg
 - Peds
 - ICF

City/Zip List with Total Discharges

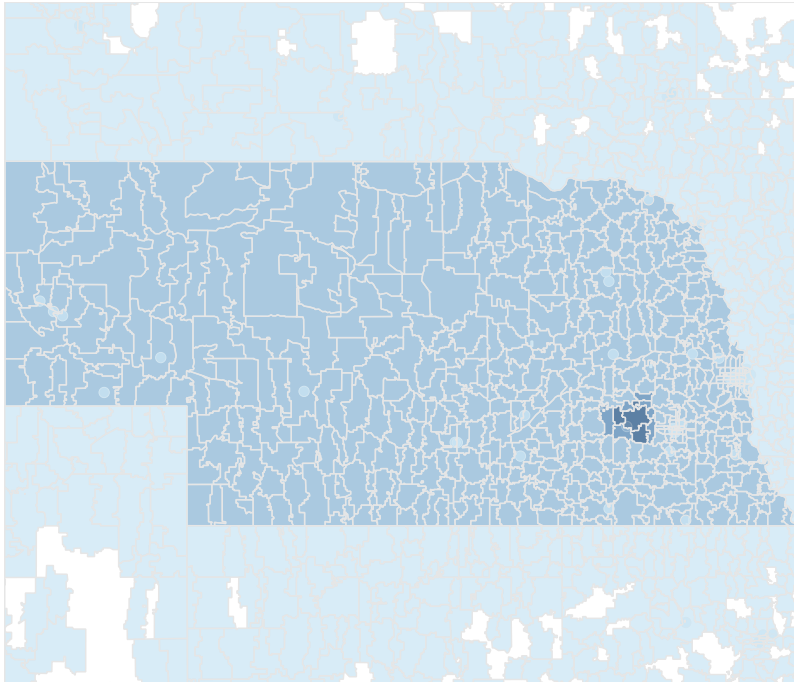
			% of Total (Running Sum)	% of Total	Dischar..
Primary	68434	Seward	65.45%	65.45%	360.0
	68405	Milford	72.91%	7.45%	41.0
Seconda..	68456	Utica	76.18%	3.27%	18.0
	68313	Beaver Crossi..	78.55%	2.36%	13.0
	68669	Ulysses	80.73%	2.18%	12.0
	68423	Pleasant Dale	82.36%	1.64%	9.0
	68460	Waco	84.00%	1.64%	9.0
	68360	Garland	85.45%	1.45%	8.0
	68364	Goehner	86.91%	1.45%	8.0
	68439	Staplehurst	88.36%	1.45%	8.0
	68014	Bruno	89.64%	1.27%	7.0
	68314	Bee	90.91%	1.27%	7.0
Other	68359	Friend	91.82%	0.91%	5.0
	68333	Crete	92.55%	0.73%	4.0
	68402	Malcolm	93.27%	0.73%	4.0
	68467	York	94.00%	0.73%	4.0
	68367	Gresham	94.55%	0.55%	3.0
	68377	Jansen	95.09%	0.55%	3.0
	68516	Lincoln	95.64%	0.55%	3.0
	68045	Oakland	96.00%	0.36%	2.0
	68330	Cordova	96.36%	0.36%	2.0
	68339	Denton	96.73%	0.36%	2.0
	68371	Henderson	97.09%	0.36%	2.0
	68632	David City	97.45%	0.36%	2.0
	68635	Dwight	97.82%	0.36%	2.0
	68666	Stromsburg	98.18%	0.36%	2.0
	68818	Aurora	98.55%	0.36%	2.0
	68845	Kearney	98.91%	0.36%	2.0
	68028	Gretna	99.09%	0.18%	1.0
	68111	Omaha	99.27%	0.18%	1.0
	68465	Wilber	99.45%	0.18%	1.0
	68502	Lincoln	99.64%	0.18%	1.0
	68521	Lincoln	99.82%	0.18%	1.0
	82325	Encampment	100.00%	0.18%	1.0

OUTPATIENT STATISTICS FOR 2024



Primary and Secondary Markets for: Memorial Health Care Systems January 2024 - December 2024

Market Area of Selected Hospital



Market Area

- Other
- Primary
- Secondary

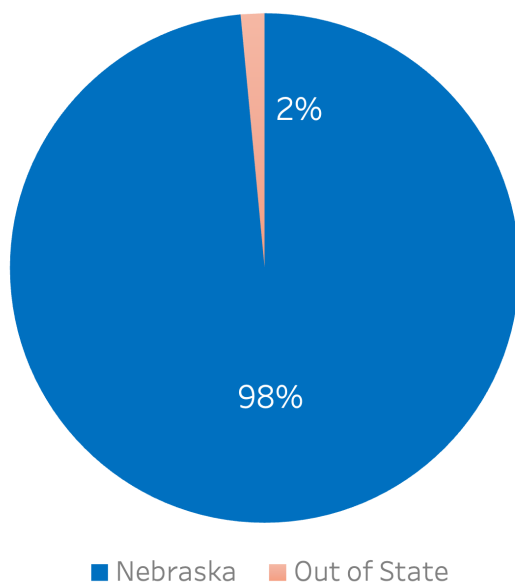
Data includes:

- PT/ST/OT
- Lab/Blood
- Stress Test
- Card Rehab
- EKG/Peripheral
- Respiratory Therapy
- Pulmonary Rehab
- Radiology
- Specialty Clinic
- Surgery
- Emergency Dept.
- Diabetic Ed
- Observation

City/Zip List with Total Discharges

			% of Total (Running Sum)	% of Total	Dischar..
Primary	68434	Seward	57.35%	57.35%	11,314
	68405	Milford	67.23%	9.88%	1,950
	68456	Utica	71.74%	4.51%	890
Seconda..	68313	Beaver Crossi..	75.22%	3.48%	687
	68439	Staplehurst	77.75%	2.52%	498
	68314	Bee	79.91%	2.16%	426
	68360	Garland	81.66%	1.75%	346
	68423	Pleasant Dale	83.24%	1.58%	311
	68460	Waco	84.59%	1.35%	267
	68635	Dwight	85.84%	1.25%	246
	68364	Goehner	87.03%	1.19%	235
	68343	Dorchester	88.15%	1.12%	221
	68669	Ulysses	89.05%	0.90%	177
Other	68467	York	89.90%	0.86%	169
	68626	Brainard	90.75%	0.85%	167
	68367	Gresham	91.57%	0.82%	162
	68359	Friend	92.24%	0.67%	132
	68521	Lincoln	92.68%	0.44%	86
	68402	Malcolm	93.09%	0.42%	82
	68333	Crete	93.44%	0.34%	68
	68632	David City	93.76%	0.32%	63
	68065	Valparaiso	94.05%	0.30%	59
	68428	Raymond	94.27%	0.22%	43
	68516	Lincoln	94.45%	0.18%	36
	68658	Rising City	94.64%	0.18%	36
	68339	Denton	94.78%	0.15%	29
	68524	Lincoln	94.93%	0.15%	29
	68504	Lincoln	95.07%	0.14%	28
	68512	Lincoln	95.20%	0.13%	25
	68601	Columbus	95.33%	0.13%	25
	68528	Lincoln	95.44%	0.12%	23
	68464	Western	95.55%	0.11%	22
	68502	Lincoln	95.66%	0.11%	21
	68465	Wilber	95.76%	0.10%	20

19,729 Total Outpatient visits in 2024



TARGET POPULATION

The following table outlines the target populations served in the city of Seward and Seward County, Nebraska. Memorial Health Care Systems (MHCS) does not target any specific population groups; but instead targets all residents of the city of Seward and Seward County including medically underserved populations, low-income persons, minority groups, or individuals with chronic disease needs.

UNITED STATES CENSUS BUREAU: Seward County/Nebraska Statistics

	SEWARD	NEBRASKA
POPULATION		
Population 2023 American Community Survey 5-Year Estimates	17,636	1,978,379
Population 2022 American Community Survey 5-Year Estimates	17,644	1,968,060
Population percent change (April 1, 2020-23)	0.15%	.9%
Population Census 2020 Decennial Census	17,609	1,961,504
Population Census, April 1, 2010	16,750	1,826,341
AGE & SEX 2021 American Community Survey 5-Year Estimates		
Persons under 5 years, percent	5.5%	6.7%
Persons under 19 years, percent	29.6%	21%
Persons 65 years and over, percent	17.8%	15.6%
Female persons, percent	48.3%	49.8%
RACE & HISPANIC ORIGIN 2023 American Community Survey 1-Year Estimates		
White alone, percent	97.68%	77.7%
Black or African American alone, percent	.62%	4.6%
American Indian and Alaska Native alone, percent	.33%	1.1%
Asian alone, percent	.34%	2.5%
Native Hawaiian and other Pacific Islander alone, percent	.04%	0%
Two or more races, percent	3.69%	9.0%
Hispanic or Latino, percent	2.82%	12.9%
POPULATION CHARACTERISTICS 2023 American Community Survey 5-Year Estimates		
Veterans, percent	6.6%	6.6%
Foreign born persons, percent	1.1%	7.7%
HOUSING		
Housing Units 2020 Decennial Census	7,061	844,278
Owner-occupied housing unit rate	72.1%	66.3%
Median value of owner-occupied housing units 2023 American Community Survey 5-Year Estimates	\$234,400	\$223,800
Median selected monthly owner costs with a mortgage 2023 American Community Survey 5-Year Estimates	\$1580	\$1,718
Median selected monthly owner costs without a mortgage 2023 ACS 5-Year Estimates	\$655	\$681
Median gross rent 2023 American Community Survey 5-Year Estimates	\$969	\$1042
Building permits 2020 Decennial Census	70	9,483

United StatesTM Census Bureau

	SEWARD	NEBRASKA
FAMILIES & LIVING ARRANGEMENTS 2023 American Community Survey 5-Year Estimates		
Households	6,645	813,864
Persons per household	2.90	2.98
Living in same house 1 year ago (housing tenure, owner)	72.1%	87%
Language other than English spoken at home, percent	2.4%	12.5%
COMPUTER & INTERNET USE 2023 American Community Survey 5-Year Estimates		
Households with a computer, percent	93.3%	96.1%
Households with a broadband internet subscription, percent	88.9%	92.1%
EDUCATION 2023 American Community Survey 5-Year Estimates		
High School graduate or higher, percent of persons 25 years+	94.9%	92.7%
Bachelor's degree or higher, percent of person 25 years+	31.6%	35.3%
HEALTH 2023 American Community Survey 5-Year Estimates		
With a disability, percent	11.3%	12.67%
Persons without health insurance, percent	5.0%	6.1%
ECONOMY		
In civilian labor force, population age 16 +, percent (2019-23)	67.6%	68.4%
In civilian labor force, female, percent of population age 16 years+, 2019-23	64.6%	64.2%
Total accommodation and food services sales, 2022	\$29,683,000	\$5,191,548,000
Total health care and social assistance receipts/revenue, 2022	\$74,508,000	\$20,853,904,000
Total retail sales, 2022	\$163,089,000	\$43,318,250,000
Total retail sales per capita, 2022	\$9,253	\$22,011
TRANSPORTATION 2023 American Community Survey 5-Year Estimates		
Mean travel time to work (minutes), workers age 16 years+,	20.6	19.1
INCOME & POVERTY 2023 American Community Survey 5-Year Estimates		
Median household income	\$81,122	\$74,590
Per capita income in past 12 months (in 2023 dollars), 2019-23	\$38,045	\$40,637
Persons in poverty, percent	6.9%	10.5%

	SEWARD	NEBRASKA
BUSINESSES		
Total employer establishments, 2022	489	56,319
Total employment, 2022	5,199	890,050
Total annual payroll, 2022	\$248,843,000	\$50,451,717,000
Total nonemployer establishments, 2023	1,496	154,971
All firms, 2022	384	41,185
Men-owned firms, 2022	239	23,363
Women-owned firms, 2022	45	7,494
Minority-owned firms, 2022	S	3,032
Non-minority-owned firms, 2022	S	34,445
Veteran-owned firms, 2022	S	2,224
Nonveteran-owned firms, 2022	S	34,800
GEOGRAPHY		
Population per square mile, 2020	30.8	28.5
Land area in square miles, 2020	571.4	76,815.0
FIPS Code	31159	31

S Suppressed; does not meet publication standards

DESCRIPTIONS OF MEETINGS & SURVEYS

Four Corners Health Department and Memorial Health Care Systems worked together to conduct the 2024 Seward County Community Health Assessment. The purpose of the community health assessment is to describe the health status of the population, identify areas for health improvement, determine factors that contribute to health issues and identify assets and resources that can be mobilized to address population health issues.

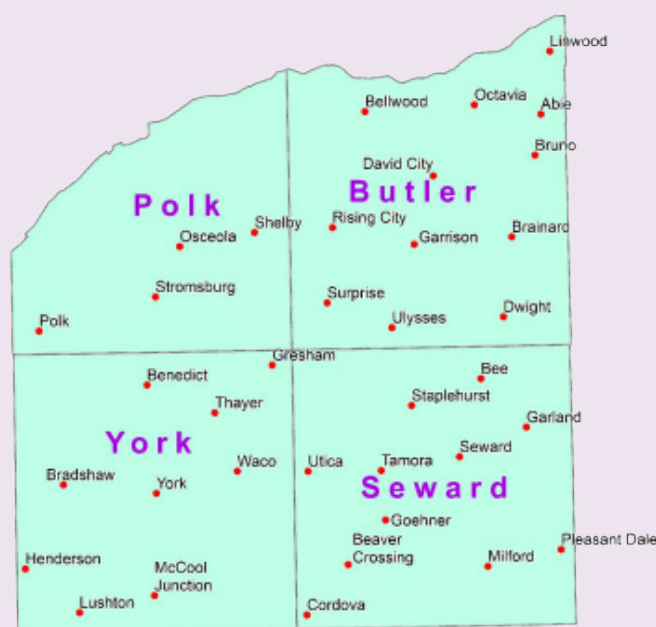
The assessment focuses on the local public health system which includes all entities that contribute to the delivery of public health services within a community. It includes many public, private and voluntary entities, as well as individuals and informal associations. It is the collective efforts of these entities, working together, that are measured in the assessment.

A Community Health Advisory Team consists of individuals representing numerous partner agencies from across the Four Corners District. The team works to identify health concerns and needs across the District and then helps to identify possible solutions to the most pressing concerns. The team uses the input and output charts to determine short, medium and long term outcomes.

PROCESS & METHODS

Identities and Qualifications of Collaborators

Chris Blanke	Four Corners Health Dept.
Judy Bors	Memorial Health Care Systems
Sue Crawford	York City Administrator
Sarah Easterday	Memorial Health Care Systems
Teri Effle	Region V Systems
Raegan Hain	Seward County Commissioner
Sarah Hanson	Memorial Health Care Systems
Jen Janousek	Concordia University
Jacob Jennings	Seward County Chamber & Development
Laura McDougall	Four Corners Health Dept.
Tristan Perry	York County Diversion Coordinator
Gary Petersen	Seward/York/EMC
Simera Reynolds	Four Corners Health Dept.
Alison Rook	Aging Services Program Manager
Darla Winslow	Polk County Health Dept.



FOUR CORNERS HEALTH DEPARTMENT
SERVICE AREA

BACKGROUND INFORMATION

In July of 2024, Four Corners Health Department launched a community health assessment project that will have lasting effects for the entire public health system in the district.

In April of 2015, Four Corners Health Department launched a community assessment project. A community-driven process, called MAPP, was chosen to complete the assessment. Mobilizing for Action through Planning and Partnerships (MAPP) is a dynamic process developed by the Centers for Disease Control and Prevention (CDC) and the National Association of City and County Health Officials (NACCHO) that helps communities prioritize public health issues and identify resources for addressing them. Community ownership is a fundamental component of MAPP.

The MAPP project includes four community assessments. In this report, we have focused on the results of the Community Themes and Strengths Assessment which focus on collecting the community's perspective on issues such as health care, education, care for older adults, jobs, support networks, health problems, and risky behaviors. A survey was designed utilizing a sample survey template provided by the NACCHO.

An updated survey was distributed in 2024. The survey was available from May to November of 2024. The survey was primarily available online and distributed electronically on the Four Corners website, Facebook posts and promotions, community presentations, Chambers of Commerce and shared digitally and physically to area partners. In Seward County, 784 responses were received by the end of the process. The following is a summary of respondents.

HOW OLD ARE YOU?		
Answer Options	Response Percent	Response Count
14-18 years	0%	0
19-25 years	4.17%	11
26-39 years	20.45%	54
40-54 years	31.44%	83
55-64 years	22.73%	60
65-80 years	17.80%	47
Over 80 years	3.41%	9
number of respondents that answered question: 264		

WHICH DESCRIBES YOUR RACE/ETHNICITY?		
Answer Options	Response Percent	Response Count
American Indian, not Hispanic or Latino	0.38%	1
Asian, not Hispanic or Latino	0.38%	1
Black, not Hispanic or Latino	0.38%	1
Hispanic or Latino	1.52%	4
Native Hawaiian and other Pacific Islander – not Hispanic or Latino	0%	0
White, not Hispanic or Latino	92.05%	243
Multi-Race, not Hispanic or Latino	2.27%	6
Decline to Answer	2.65%	7
Other	0.38%	1
number of respondents that answered question: 264		

INFORMATION GAPS THAT EXIST

Due to the positive response throughout the community health assessment project, no information gaps were identified.

IDENTIFICATION, ASSESSMENT AND PRIORITIZATION OF HEALTH NEEDS OF THE COMMUNITY

The most important health problems identified in the community as a result of the assessment process are:

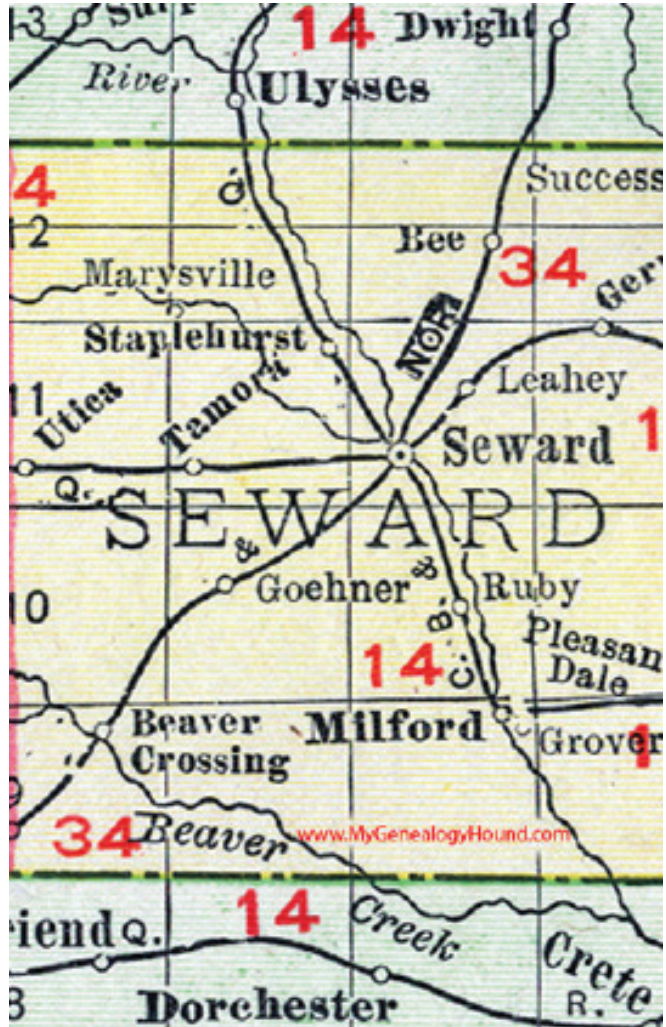
- I. Mental Health
- II. Cancer
- III. Poverty
- IV. Aging Problems
- V. Heart Disease and Stroke

WHAT DO YOU THINK ARE THE THREE BIGGEST HEALTH PROBLEMS IN YOUR COMMUNITY?		
Answer Options	Response Percent	Response Count
Mental Health problems	19.41%	152
Cancers	13.03%	102
Poverty	7.92%	62
Aging problems (arthritis, hearing/vision loss)	7.54%	59
Heart disease and stroke	7.02%	55
Child abuse/Neglect	6.64%	52
Not enough health insurance/no health insurance	6.26%	49
Diabetes	6.00%	47
Food insecurity	5.49%	43
High blood pressure	4.34%	34
Suicide	3.32%	26
Domestic violence	3.19%	25
Other	2.30%	18
Dental problems	1.79%	14
Motor vehicle crash injuries and deaths	1.28%	10
Respiratory/Lung disease	1.15%	9
Accidental/Unintentional injuries	0.89%	7
Rape/Sexual assault	0.64%	5
Sexually Transmitted Diseases (STDs)	0.51%	4
Firearm-related injuries	0.38%	3
Infectious diseases (e.g., hepatitis, TB)	0.26%	2
Teenage pregnancy	0.26%	2
HIV/AIDS	0.13%	1
Homicide	0.13%	1
Infant death	0.13%	1
number of respondents that answered question: 784		

AREA RESOURCES

The community of Seward, Nebraska offers a variety of community and health resources:

1. Aging Partners
2. Blue Valley Community Action
3. Four Corners Health Department
4. Nebraska Department of Health and Human Services
5. Lutheran Family Services
6. Nebraska Family Help Line
7. Senior Centers in Milford, Seward and Utica
8. Meals on Wheels
9. Mom's Meals
10. Seward County Emergency Management
11. Seward County Extension Services
12. Memorial Health Care Systems
 - a. Memorial Hospital
 - b. Memorial Hospital Assisted Living
 - c. Seward Family Medical Center
 - d. Milford Family Medical Center
 - e. Utica Family Medical Center
 - f. Urgent care
 - g. Seward Family Pharmacy
13. Ridgewood Rehabilitation and Care Center
14. Kinship Pointe – Independent & Assisted Living
15. Green Senior Living
16. Seward Manor – Independent Retirement Housing
17. Sunrise Country Manor
18. Seward County Transportation
19. Seward Senior Shuttle
20. Hope Crisis Center-Domestic Violence Services
21. Blue Valley Behavioral Health
22. Seward Fitness Centers include: Seward Wellness Center, Snap Fitness, T's Gym, InMotion, Jazzercise, yoga and pilates studios



Resources that provide services to Seward area but do not originate from our county include:

1. Hospice: AseraCare, CHI Health at Home/Hospice, HoriSun, Traditions Hospice, St. Croix, Tabitha and Hospice of Nebraska
2. Home Health: Angels Care, CHI Health at Home, EliteProfessionals, Physician's Choice, Tabitha Health, York General Home Health
3. Non-Medical Home Care: Amada Senior Care, Care Consultants for the Aging, Care Tech Inc, Caring for People Services, Caring Friends In-Home Care, Community Home Care, Cornerstone Caregiving, Guardian Angels Home Care, Home Care Plus, Home Instead, Right at Home, Synergy Homecare and Visiting Angels.