



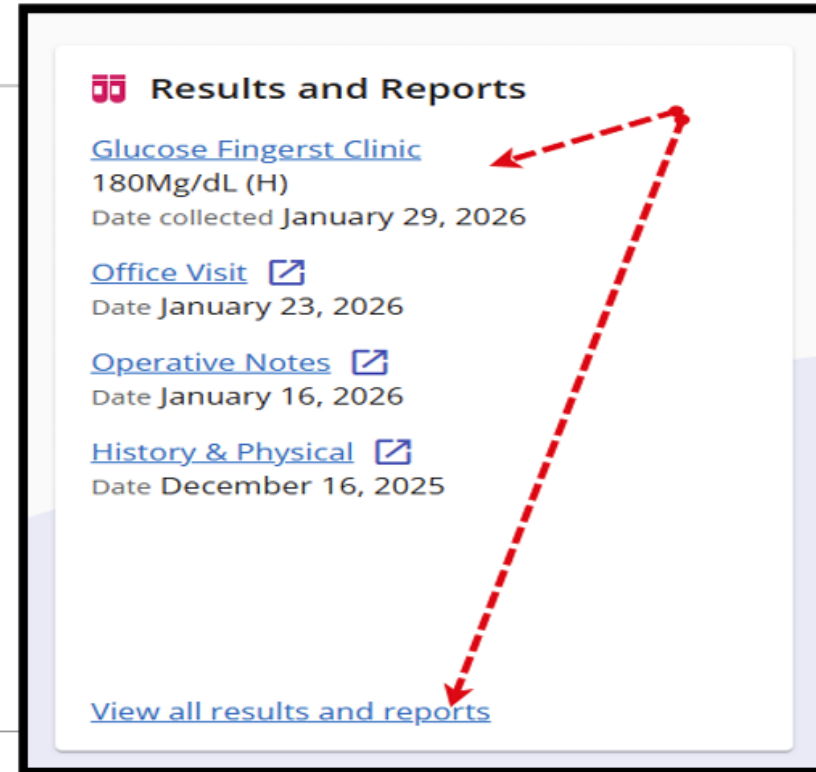
Memorial
Health Care Systems

Results & Reports

How to Navigate Results & Reports Section Card


Results & Reports:


- Access from the Dashboard by selecting the Results & Reports section card or from the Main Menu.
- The Dashboard section card will default to the most recent results and visits. Select “View all Results & Reports” and it will display only the Results & Reports on your screen.




Results and Reports

[Glucose Fingerst Clinic](#)
180Mg/dL (H)
Date collected January 29, 2026

[Office Visit](#) 
Date January 23, 2026

[Operative Notes](#) 
Date January 16, 2026

[History & Physical](#) 
Date December 16, 2025

[View all results and reports](#)



Results & Reports

How to Navigate Results & Reports

Results and Reports

Select a result or report below to view either the history of the result or contents of the report. ⓘ

View [All](#) Sort by [Most recent](#)

Glucose Fingerst Clinic
Date collected: Jan 29, 2026
Result 180
[View details](#)
[View report](#)

Office Visit
Date: Jan 23, 2026
[View report](#)

Operative Notes
Date: Jan 16, 2026
[View report](#)

History & Physical
Date: Dec 16, 2025
[View report](#)

Office Visit
Date: Dec 11, 2025
[View report](#)

Office Visit
Date: Dec 11, 2025
[View report](#)

Results & Reports Routine

Results & Reports:

Blue (i) Indicator:

- The blue (i) is a clickable indicator that will display more information/instructions.

Results and Reports

Select a result or report below to view either the history of the result or contents of the report. ⓘ

View [Results only](#) Sort by [Oldest first](#)

POC INR
Date collected: Mar 12, 2025
2.2
[View details](#)

Iron
Date collected: Mar 17, 2025

Ur 24 Hour Volume
Date collected: Mar 20, 2025

Ur Total Protein 24 Hr
Date collected: Mar 20, 2025

Results and Reports Learn More [Close](#)

Use this page to view the results or reports made available by your health care provider.

To view the details or history of a test result, select the test.

To read a report, select the report of interest.



Memorial
Health Care Systems

Results & Reports

How to Navigate Results & Reports

Results & Reports:

How to use filter options:

- Select the drop-down arrow next to “All” and select Results only to view **only** your results.
- Select “Reports only” to **only** view your reports.
- Keep the default setting to “All” and view both Results and Reports.

The screenshot shows a web interface titled "Results and Reports". Below the title, there is a text prompt: "Select a result or report below to view either the". Below this, there are two dropdown menus: "View" and "Sort by". The "View" dropdown is currently set to "All" and is highlighted with a red box. A red dashed arrow points from the top of the dropdown to the "Results only" option. The "Sort by" dropdown is set to "Most recent". Below the dropdowns, there is a table with columns for "Glucose", "Date", "Location", and "Result". The first row shows "Glucose", "Date", "9, 2026", "Location", and "Result 180".



Memorial
Health Care Systems

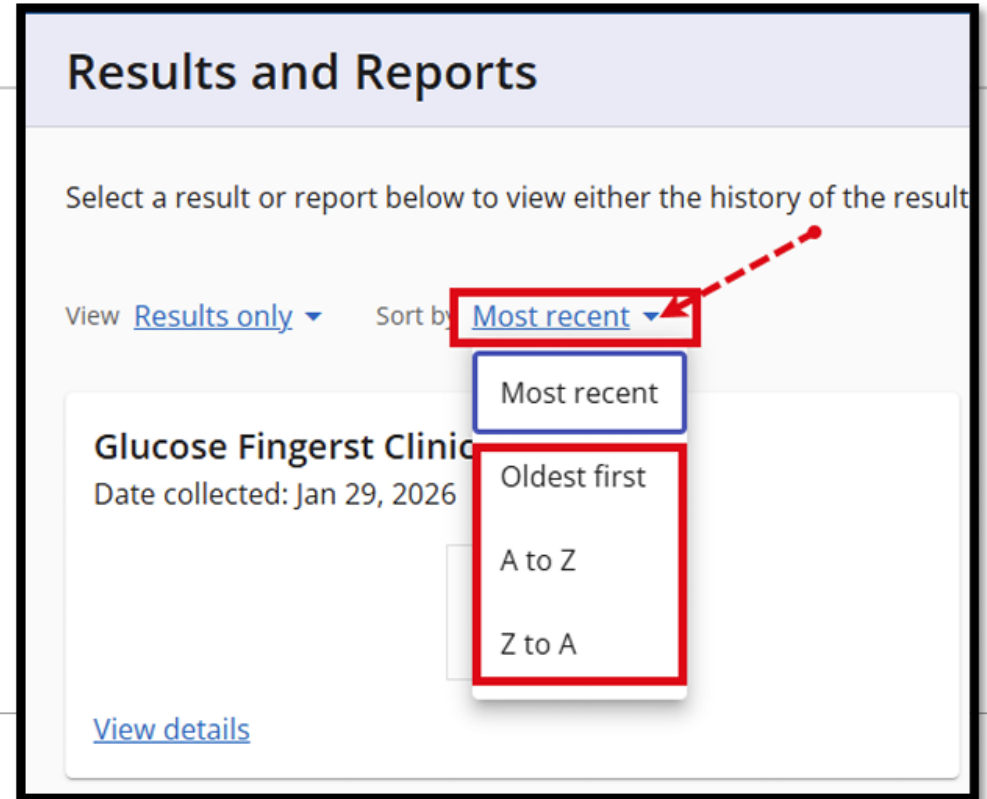
Results & Reports

How to Navigate Results & Reports

Results & Reports:

How to use filter options:

- Click the drop-down arrow and select “Oldest first” to see historical results and reports.
- Select “A-Z” to filter results and reports by alpha A-Z.
- Select “Z-A” to filter results and report by alpha “Z-A”.
- Keep the default setting to “Most recent” to view the most recent results and reports that have been completed.



The screenshot shows a web interface titled "Results and Reports". Below the title, there is a prompt: "Select a result or report below to view either the history of the result". The interface includes a "View" dropdown set to "Results only" and a "Sort by" dropdown set to "Most recent". A red dashed arrow points to the "Sort by" dropdown, which is open, showing four options: "Most recent", "Oldest first", "A to Z", and "Z to A". Below the dropdown, a card displays "Glucose Fingerst Clinic" and "Date collected: Jan 29, 2026". A "View details" link is located at the bottom left of the card.



Results & Reports

How to Navigate Results & Reports

Results & Reports:

How to access your full report(s):

- Select the blue link "View report" on the section card.
- Your report will display and be printed by selecting the print icon.




Results and Reports

Select a result or report below to view either the history of the result or the report.

View [All](#) Sort by [Oldest first](#)

Office Visit
Date: Aug 07, 2024


[View report](#)

Name: TEST, GEORGE JR Birthdate: 11/04/1959

Report

History & Physical

MEMORIAL HEALTH CARE SYSTEMS
MEMORIAL HOSPITAL
300 N COLUMBIA AVE
SEWARD, NE 68434

Attending Physician: JOHN JASON SUMMA

Patient: TEST, GEORGE JR
DOB: 11/04/1959 Age: 65
MR #: MR00000015 Acct #: VI0000002955
Patient Type: ADM IN
Admit Date/Service Date: 05/24/24

HISTORY AND PHYSICAL

History of Present Illness
History of Present Illness
Date of Assessment:
03/24/25

Reason for Visit: Here for strengthening



Results & Reports

How to Navigate Results & Reports

Results & Reports:

How to access your result details:

- Select the blue link “View details” on the section card.
- Result details will be displayed. Options you can choose from:
 - **Details** (default screen). This option provides results details>Collection>[Print option](#)>View Full Report.
 - **Past Results** allows to view historical results and view full reports
 - **Graph** is a visual that allows you to view trends in your lab results.

